

Year: XXI

ISSUE: 207

Volume: 257

Nepal Telecommunications Authority

Telecommunication Indicators

Chaitra, 2082

P.O. Box No. 9754
Jamal, Kathmandu, Nepal
Phone No.: +977-1-5355474
Fax No.: +977-1-5355250
E-mail: ntra@nta.gov.np, info@nta.gov.np
Website: www.nta.gov.np

2083

Published on
Baisakh,

Contents

<u>1.</u>	<u>Voice Telephony</u>	3
<u>1.1</u>	<u>Subscription of Voice Telephony Service</u>	3
<u>1.2</u>	<u>Service wise Market Proportion of Voice Service (Based on Subscription)</u>	4
<u>1.3</u>	<u>Operator-wise Market Proportion of Voice Service (Based on Sim Subscription)</u>	4
<u>1.4</u>	<u>Population Penetration (%) of Voice Service (Based on Subscription)</u>	6
<u>2.</u>	<u>Internet Service</u>	7
<u>2.1</u>	<u>Subscription of Broadband Internet Service</u>	7
<u>2.2</u>	<u>Market Proportion of Data Service (Technology-wise)</u>	8
<u>2.3</u>	<u>Market Proportion of Mobile Broadband Service (Based on Sim Subscription)</u>	9
<u>2.4</u>	<u>Population Penetration of Broadband Service (Based on Subscription)</u>	10
<u>2.5</u>	<u>List of Top Twenty Internet Service Providers (Based on Number of Subscriber-Fixed Broadband)</u>	11
<u>2.6</u>	<u>Market proportion of Fixed Broadband service (Operator-wise)</u>	12
<u>2.7</u>	<u>Technology used in Broadband Service</u>	13

1. Voice Telephony

1.1 Subscription of Voice Telephony Service

Operator	Service	Technology	Total Number of Subscribers
Nepal Doorsanchar Company Ltd.	Fixed	PSTN	31,121
		FTTH Voice	384,466
		VSAT	
		WLL#	
	Mobile	CDMA	
		GSM/IMT	15,675,444
Ncell Company Ltd.	Mobile	GSM/IMT	13,964,586
Constellation Pvt. Ltd.	GMPCS	GMPCS	1,155
I4 Technology Pvt.Ltd.	GMPCS		16
Total			30,056,788
Population	29,164,578	Projection (2011-2031)) source: cbs.gov.np	

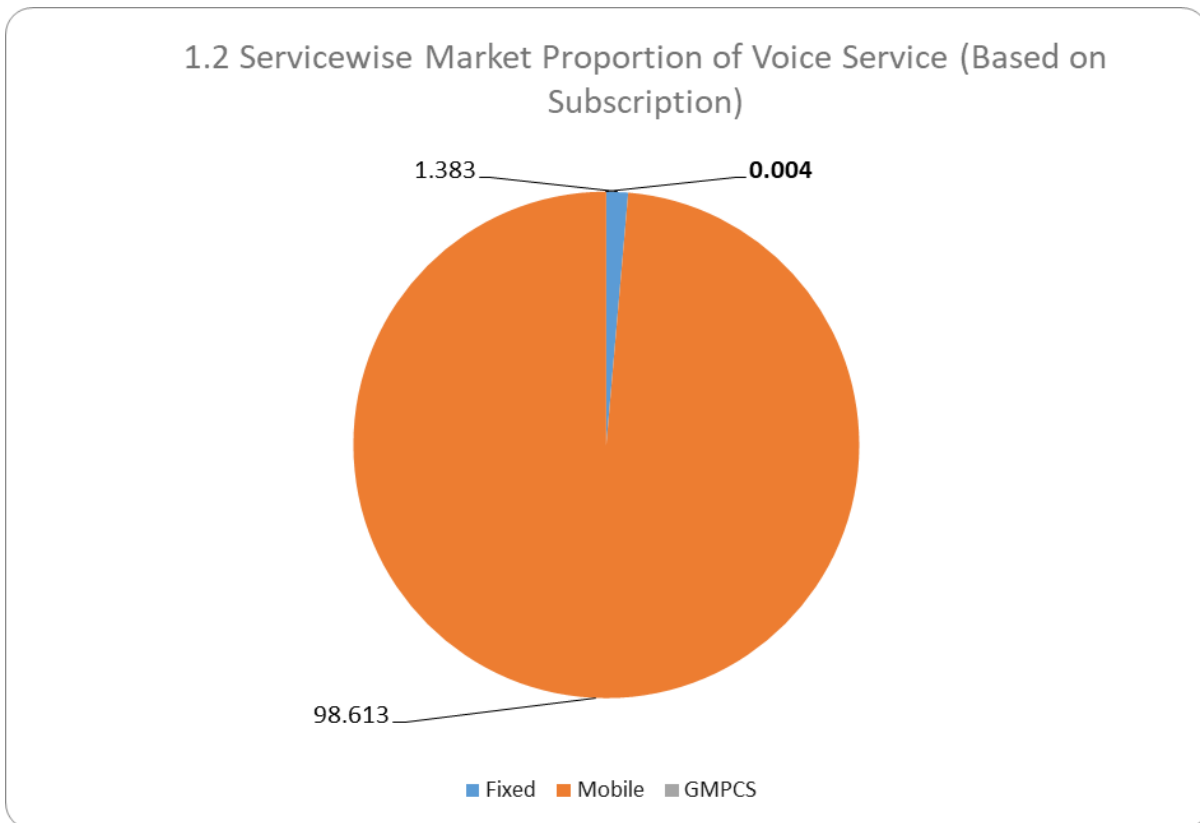
Population (Census reference 2078): 2,91,64,578 (Source: cbs.gov.np)

CDMA/ WLL service phased out by Nepal Doorsanchar Company Ltd. from Shrawan, 2080.

Based on the data as of end of March, 2026.

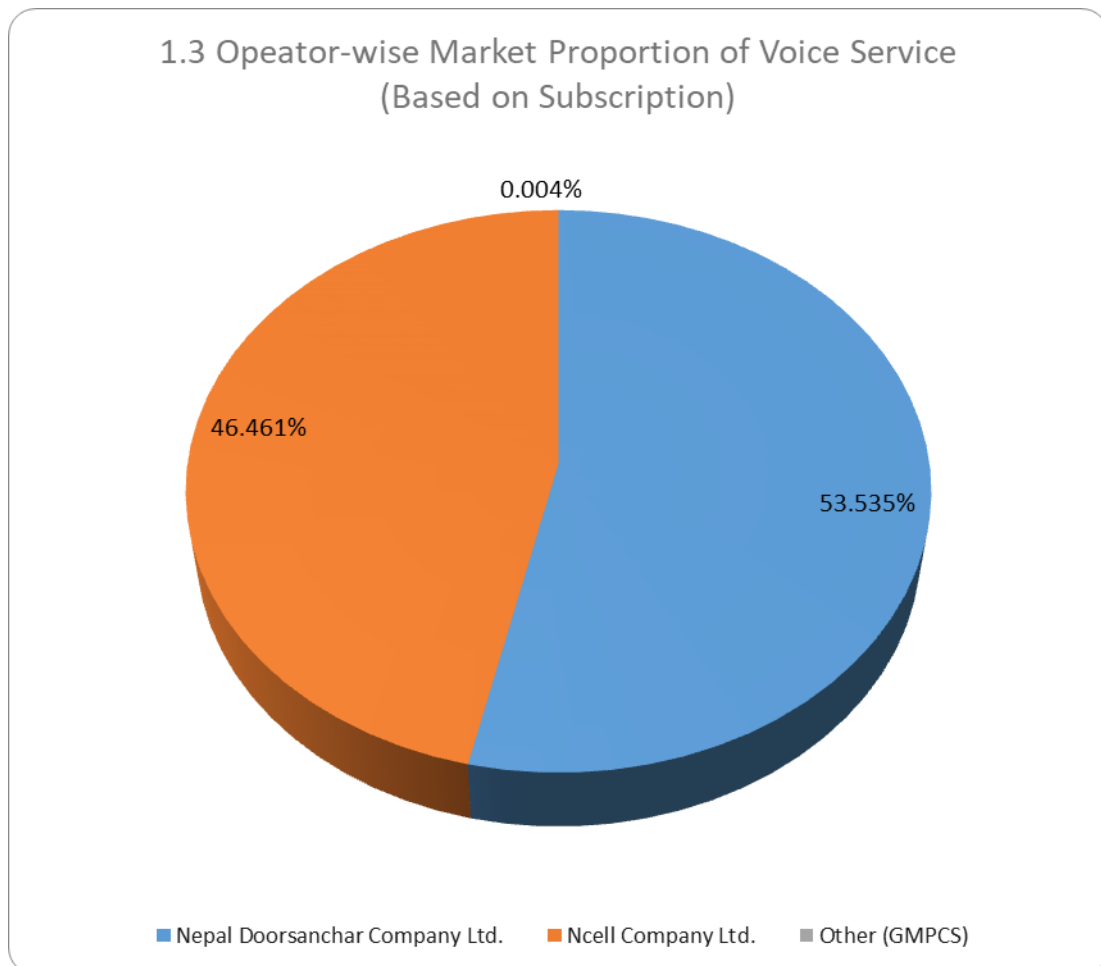
1.2 Service wise Market Proportion of Voice Service (Based on Subscription)

Voice Telephony Service	Number of Subscriber	Market Proportion (%)
Fixed	415,587	1.383
Mobile	29,640,030	98.613
GMPCS	1,171	0.004
Total	30,056,788	100.00



1.3 Operator-wise Market Proportion of Voice Service (Based on Sim Subscription)

Operator	Number of Subscriber	Market Proportion (%)
Nepal Doorsanchar Company Ltd.	16,091,031	53.535
Ncell Company Ltd.	13,964,586	46.461
Other (GMPCS)	1,171	0.004
Total	30,056,788	100.000

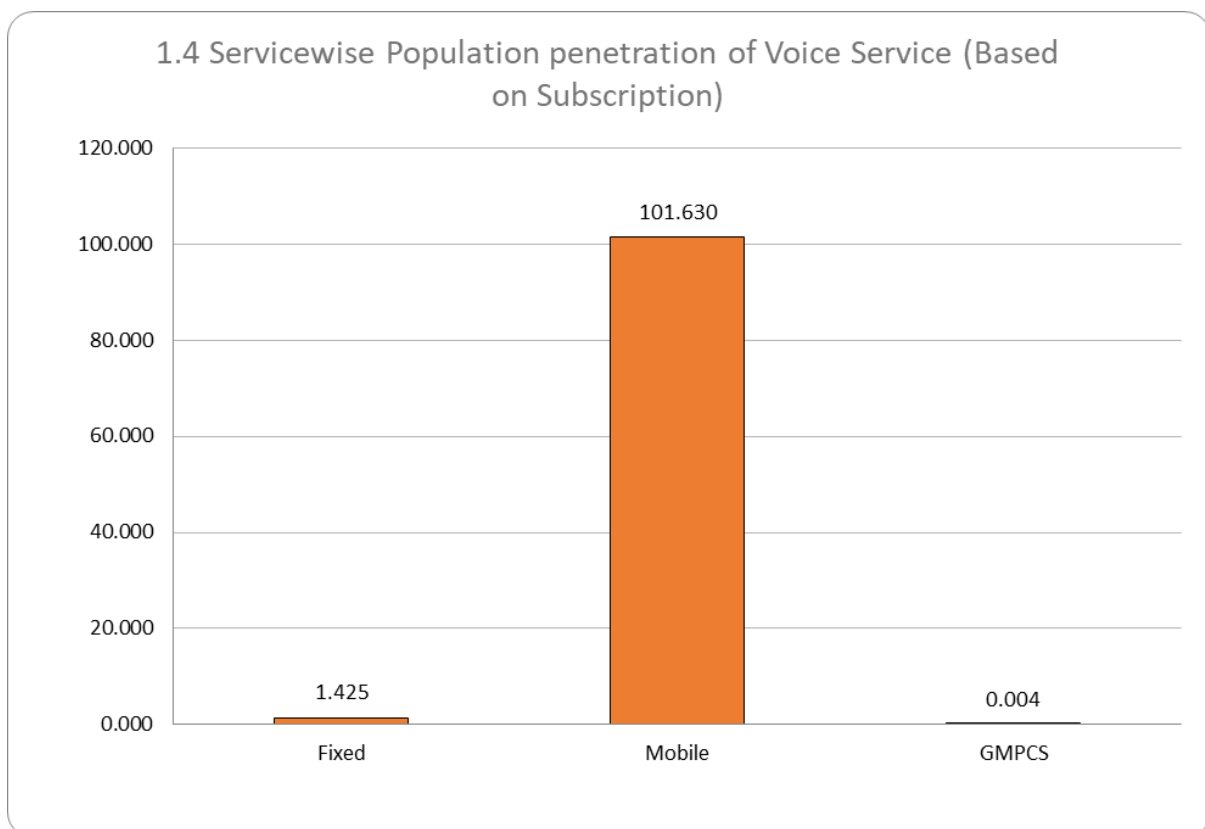


1.4 Population Penetration (%) of Voice Service (Based on Subscription)

Voice Telephony Service	Number of Subscriber	Population Penetration (%)
Fixed	415,587	1.425
Mobile	29,640,030	101.630
GMPCS	1,171	0.004
Total	30,056,788	103.059

Projection (2011-2031)) source: cbs.gov.np

Population **29,164,578.00**



2. Internet Service

2.1 Subscription of Broadband Internet Service

Services		No. of Subscriptions			Total
		Nepal Doorsanchar Company Ltd.	Ncell Axiata Ltd.	ISPs	
Fixed Broadband (Wired)	ADSL/ Cable	386	-	6	392
	FTTH	351,725	-	3,092,874	3,444,599
Fixed Broadband (Wireless)	Radio (WIFI)	28,961	-	3,172	32,133
Mobile Broadband	3G	683,163	90,061	-	773,224
	4G	14,574,209	12,024,539	-	26,598,748
	EVDO				-
Total		15,638,444	12,114,600	3,096,052	30,849,096

Note: Data/Internet Service through GPRS Service is excluded in Broadband subscription.

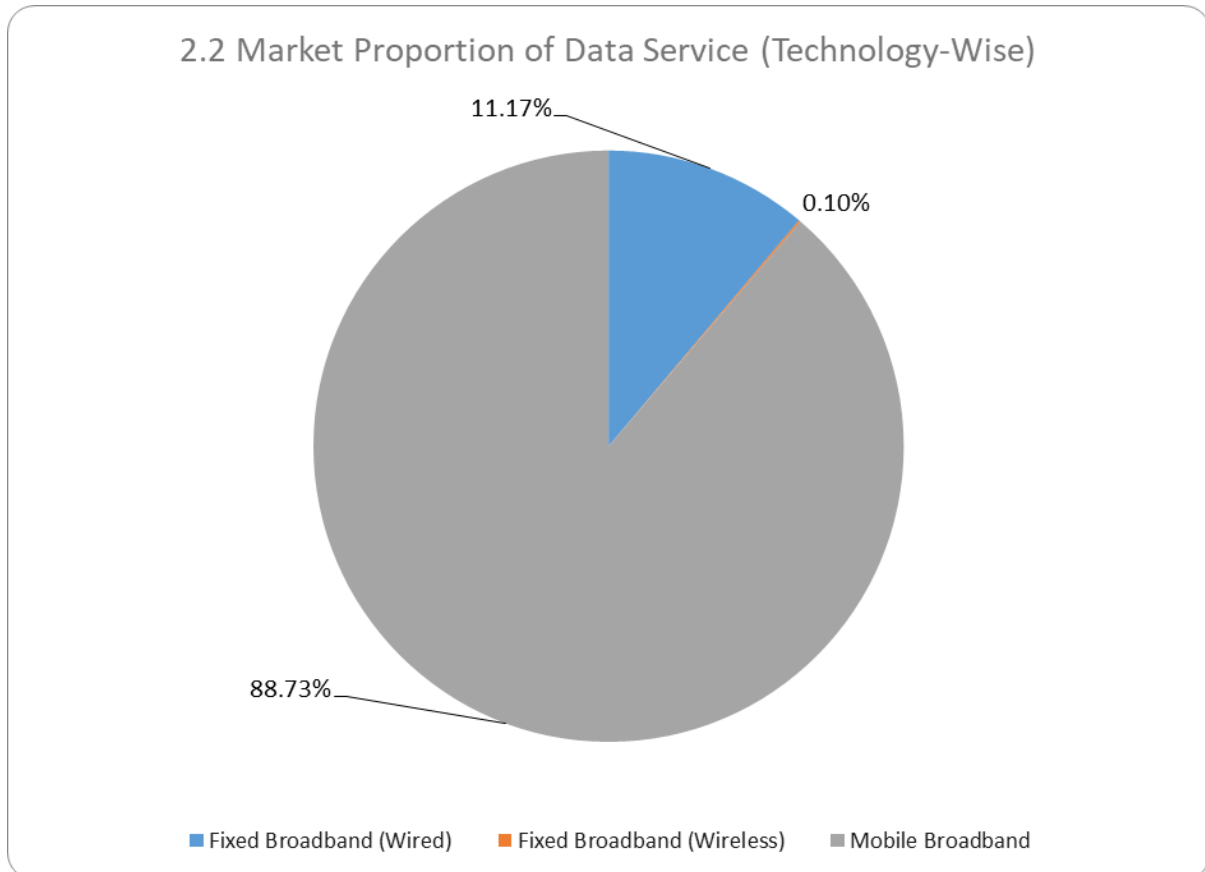
1 Connection equal to 4.37 subscribers for fixed broadband (Source: cbs.gov.np)

EVDO service phased out by Nepal Doorsanchar Company Ltd. from Shrawan, 2080.

Based on the data as of end of March, 2026.

2.2 Market Proportion of Data Service (Technology-wise)

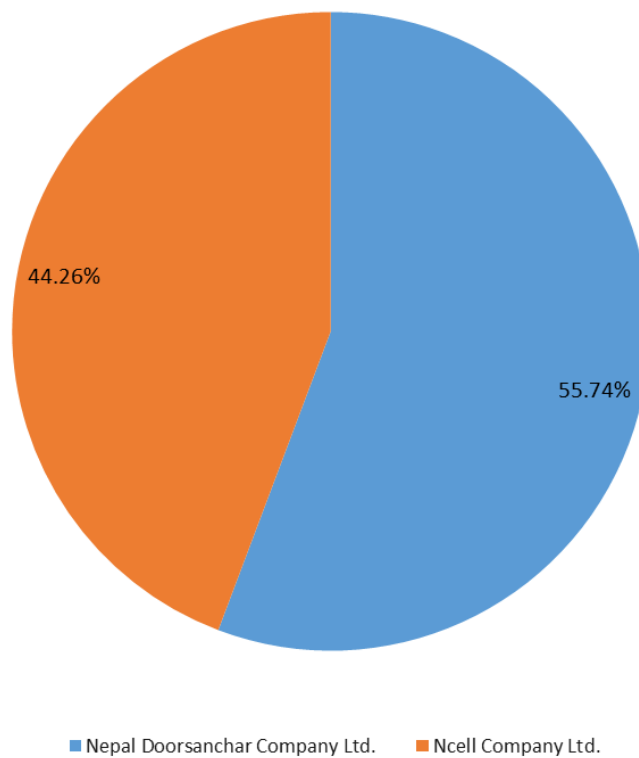
Broadband Services	Number of Subscription	Market Proportion (%)
Fixed Broadband (Wired)	3,444,991	11.17
Fixed Broadband (Wireless)	32,133	0.10
Mobile Broadband	27,371,972	88.73
Total Broadband Service	30,849,096	100.00



2.3 Market Proportion of Mobile Broadband Service (Based on Sim Subscription)

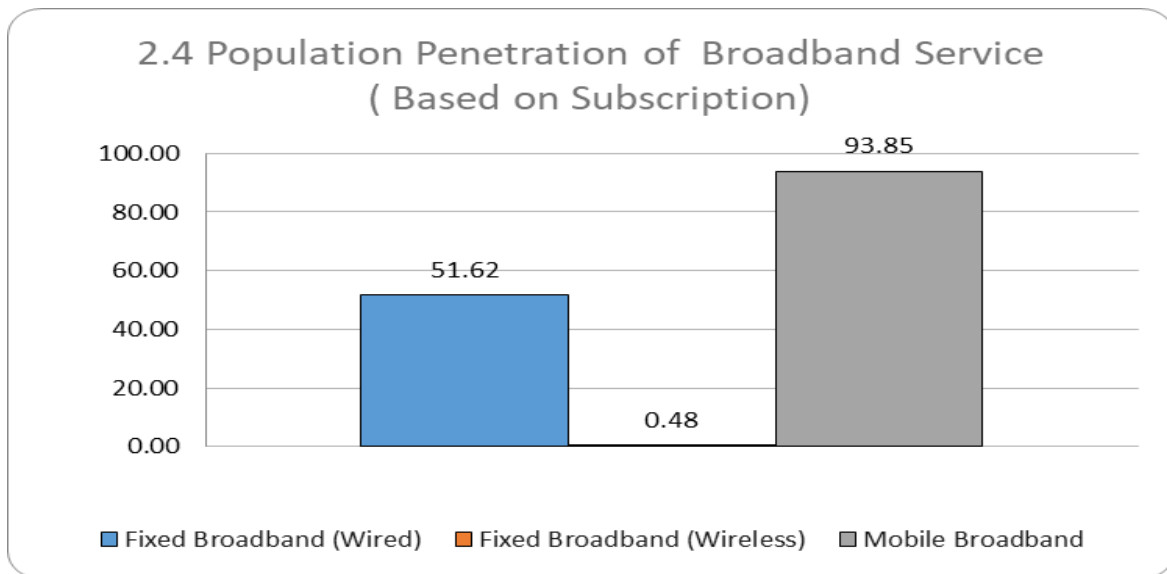
Operator	Number of Subscription	Market Proportion (%)
Nepal Doorsanchar Company Ltd.	15,257,372	55.74
Ncell Company Ltd.	12,114,600	44.26
Total	27,371,972	100.00

2.3 Market Proportion of Mobile Broadband Service (Based on Sim Subscription)



2.4 Population Penetration of Broadband Service (Based on Subscription)

Broadband Services	Number of		Population Penetration (%)
	Subscriptions	Subscribers	
Fixed Broadband (Wired)	3,444,991	15,054,611	51.62
Fixed Broadband (Wireless)	32,133	140,421	0.48
Mobile Broadband	27,371,972	27,371,972	93.85
Total	30,849,096	42,567,004	145.95

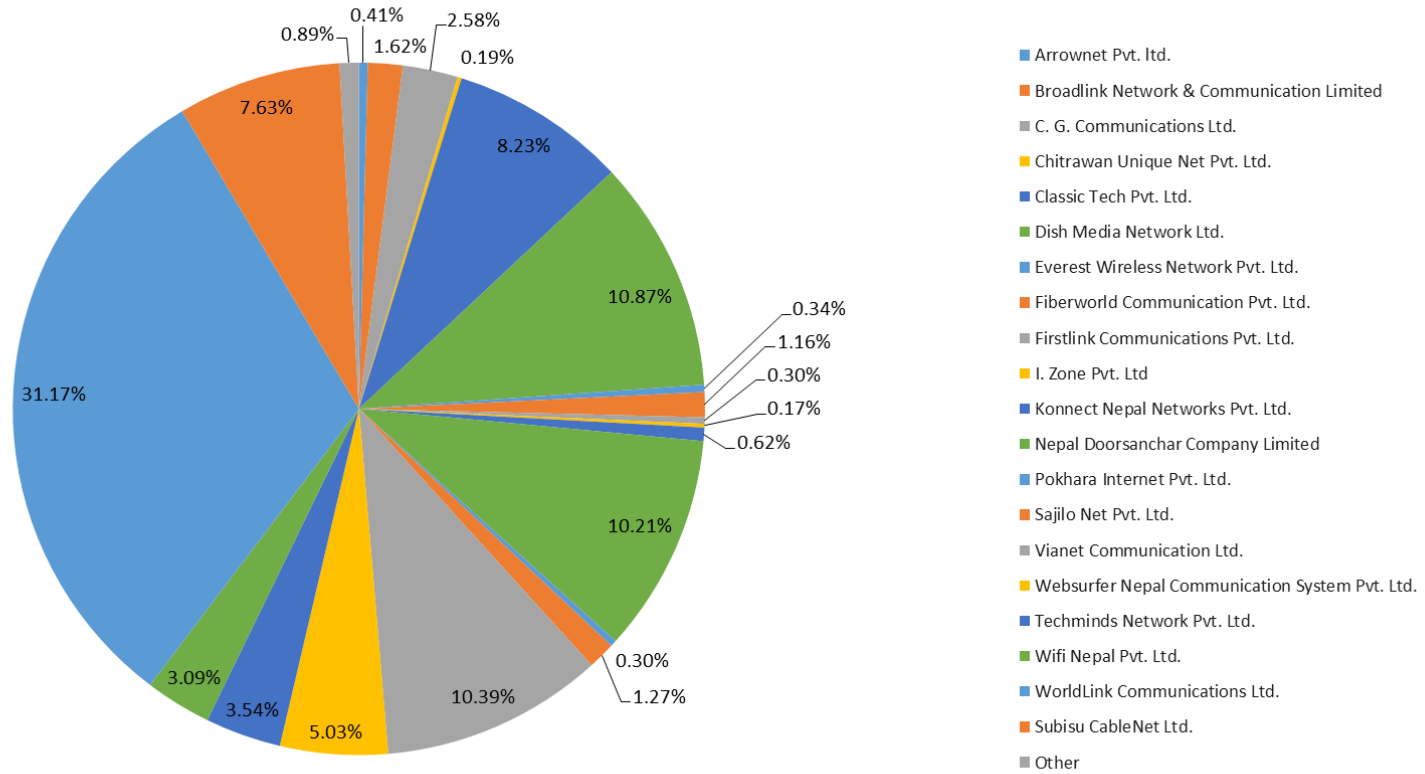


2.5 List of Top Twenty Internet Service Providers (Based on Number of subscriber-Fixed Broadband)

S.no.	Operator	Fiber	ADSL/Cable	Wireless	Total	Market Share (in %)	Rank
1	Arrownet Pvt. ltd.	14,210	-	29	14,239	0.41%	16
2	Broadlink Network & Communication Limited	55,660	-	70	55,730	1.60%	11
3	C. G. Communications Ltd.	88,738	-	-	88,738	2.55%	10
4	Chitrawan Unique Net Pvt. Ltd.	6,504	-	-	6,504	0.19%	20
5	Classic Tech Pvt. Ltd.	283,371	-	650	284,021	8.17%	5
6	Dish Media Network Ltd.	374,319	-	-	374,319	10.77%	3
7	Everest Wireless Network Pvt. Ltd.	11,750	-	1,440	13,190	0.38%	17
8	Fiberworld Communication Pvt. Ltd.	39,921	-	13	39,934	1.15%	13
9	Firstlink Communications Pvt. Ltd.	10,458	-	-	10,458	0.30%	18
10	I. Zone Pvt. Ltd	5,987	-	-	5,987	0.17%	21
11	Konnect Nepal Networks Pvt. Ltd.	21,479	-	-	21,479	0.62%	15
12	Nepal Doorsanchar Company Limited	351,725	386	28,961	381,072	10.96%	2
13	Pokhara Internet Pvt. Ltd.	10,162	-	1	10,163	0.29%	19
14	Sajilo Net Pvt. Ltd.	43,679	-	-	43,679	1.26%	12
15	Vianet Communication Ltd.	357,771	-	-	357,771	10.29%	4
16	Websurfer Nepal Communication System Pvt. Ltd.	173,137	-	372	173,509	4.99%	7
17	Techminds Network Pvt. Ltd.	121,918	-	285	122,203	3.51%	8
18	Wifi Nepal Pvt. Ltd.	106,500	-	-	106,500	3.06%	9
19	WorldLink Communications Ltd.	1,073,654	1	248	1,073,903	30.88%	1
20	Subisu CableNet Ltd.	262,849	-	-	262,849	7.56%	6
21	Other	30,807	5	64	30,876	0.89%	14
Total		3,427,497	3,444,599	392	32,133	3,477,124	100%

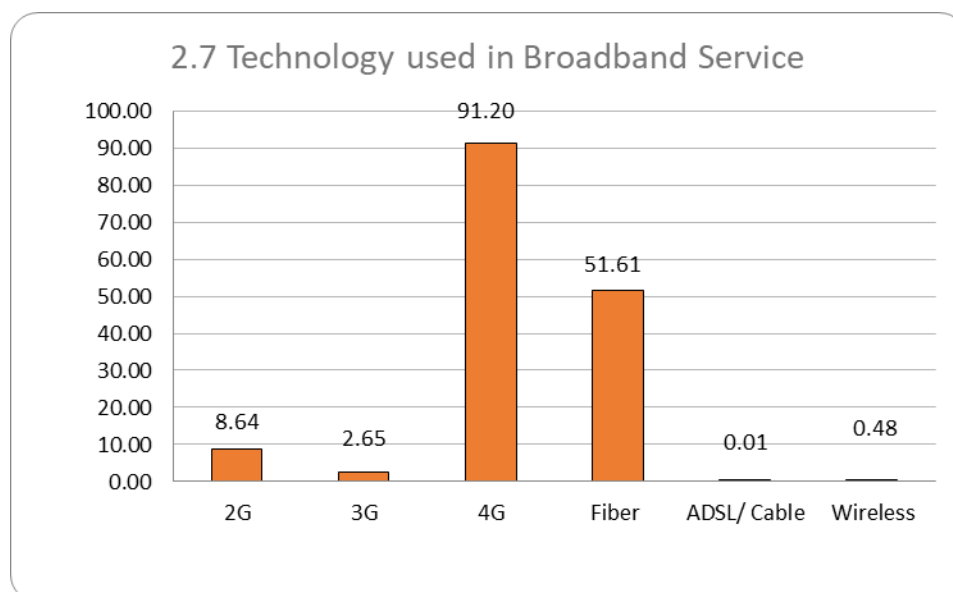
2.6 Market proportion of Fixed Broadband service (Operator-wise)

2.6 List of Top Twenty Isps(Based on Number of subscriber-Fixed Broadband)



2.7 Technology used in Broadband Service

Technology	Number of user	Population Penetration Proportion (%)
2G	2,520,836	8.64
3G	773,224	2.65
4G	26,598,748	91.20
Fiber	15,052,898	51.61
ADSL/ Cable	1,713	0.01
Wireless	140,421	0.48
Total	45,087,840	154.60
Family Size		4.37
Population of Nepal(2078)		29,164,578



Contact:

Nepal Telecommunications Authority

Jamal, Kathmandu

Phone No.: +977-1-5355474

Fax No.: +977-1-5355250

E-mail: info@nta.gov.np, nta@nta.gov.np